



SITMATIC®

GSA PRICING 2023

& SPECIFICATION GUIDE

EFFECTIVE 7/7/23, VERSION 1.0



U.S. General Services Administration

Federal Supply Service

Authorized Federal Supply Schedule Price List

On-line access to contract ordering information, terms and conditions, up-to-date pricing, and the option to create an electronic delivery order are available through GSA Advantage!®, a menu-driven database system. The INTERNET address GSA Advantage!® is: GSAAadvantage.gov.

Multiple Award Schedule

Furniture & Furnishings – Office Furniture (33721)

Training Room, Auditorium and Theater Furniture (33721T)

Contract number: GS-28F-0015Y

For more information on ordering from Federal Supply Schedules click on the FSS Schedules button at fss.gsa.gov.

Contract period: January 1, 2022 through December 31, 2027

Anthro International Incorporated

DBA Sitmatic

1800 Raymer Avenue, Fullerton, California, 92833

Tel. (800) 288-1492

Fax (714) 888-2505

Website: www.sitmatic.com

Business size: Small Business

1a. Special item number(s):	33721	Office Furniture
	33721T	Training Room, Auditorium and Theater Furniture

1b. Lowest priced model number:	33721	962FL/1	\$112.94
	33721T	7019RD/COM	\$455.59

2. Maximum order: \$250,000

3. Minimum order: \$100

4. Geographic coverage: USA

5. Point(s) of production: Fullerton, California, USA

6. Discount: Net prices

7. Quantity discounts: None

8. Prompt payment terms: 3% 20 days, net 30

9a. Government purchase cards are accepted at or below the micro purchase threshold.

9b. Government purchase cards are accepted at or above the micro purchase threshold.

10. Foreign items: USA Production.

11a. Time of delivery: 60 days after receipt or order or COM, whichever is later.

11b. Expedited Delivery: Items available for expedited delivery are noted in this price list.

11c. Overnight and 2-day delivery: Available in Southern California. Overnight and 2-day shipping available.

11d. Urgent Requirements: Available. No additional cost.

12. F.O.B. point: Contiguous 48 states: Delivered dockside, cartoned. Some items partially assembled.

13a. Ordering address: SITMATIC, 1800 Raymer Avenue, Fullerton, California, 92833

13b. Ordering procedures: www.fss.gsa.gov

14. Payment address: SITMATIC, 1800 Raymer Avenue, Fullerton, California, 92833

15. Warranty: Standard commercial warranty

16. Export packing charges: None.

17. Government purchase card acceptance: Yes

18. Repairs: Contact customer service for more information.

19. Installation: N/A

20. Parts: Contact customer service for more information.

21. Service and distribution points: Fullerton, CA, USA

22. Participating dealers: None

23. Preventive maintenance: www.sitmatic.com/clean

24a. Environmental attributes: www.sitmatic.com/green

25. DUNS number: 144375284

26. SAM database: Active

Cancellation Charge: No cancellation charges will be assessed if the customer cancels prior to production. After production begins, actual and reasonable costs will be charged. All cancellation charges will be billed within six months after notification or cancellation.



AutoSit™: Auto-tension ergonomic & conference seating

Page 6



Beta²: High performance ergonomic seating

Page 8



Alpha™: Premier ergonomic seating

Page 12



BigBoss™ Task: Full scale ergonomic seating

Page 18



Posh™ Ergo Executive: Executive ergonomic seating

Page 22



Posh™: Conference room and managerial seating

Page 24

Posh™ Multi-purpose: Full scale beam and jury seating

Page 26



Posh™ Operational: Operational seating

Page 28



Jack™: Guest, stacking, bariatric and multi-purpose seating

Page 32



Easy™: Guest, stacking and multi-purpose seating

Page 34






Easy™ Beam: Beam seating

Page 36












Fixed Seating: Auditorium seating, public seating and classroom solutions

Page 38

					Price	
	Purpose	Configuration	Function	Model	Cat 5	Your Fabric
	Desk Chair	Mid Back, Armless	AT Control	051 AT	373.28	308.19
			SN Control	051 SN	392.42	327.34
			*Shown with optional +4D arms.			
	Desk Chair	High Back, Armless	AT Control	053 AT	430.71	327.34
			SN Control	053 SN	449.85	346.48
			*Shown with optional +4D arms.			
	Desk Chair	Mesh Back, Armless	AT Control	057 AT	380.94	315.85
			SN Control	057 SN	400.08	334.99
			*Shown with optional +4D arms.			





Dimensions							
Model	Overall						
	Desk Chair Height	Medium Stool Height	Tall Stool Height	Depth	Width Armless	Width +4D Arms	Base Diameter
051	34½" - 43½"	37½" - 49¼"	42¼" - 56½"	21"	19¼"	25" - 28¼"	27"
053	38" - 47"	41" - 52¾"	46¾" - 60"	21½"	19¼"	25" - 28¼"	27"
057	40¼" - 47½"	43¼" - 53¼"	48" - 60½"	21½"	19¼"	25" - 28¼"	27"

Control Description	Mesh Colors for 057 Model
AutoTension™ control is standard on AutoSit series chairs.	Black mesh is standard, other colors may increase lead times.
 <p>AT AutoTension™ Adjustment features include:</p> <ul style="list-style-type: none">• Free floating, auto-tension adjustable rocking that can be locked into 5 different positions.• Backrest reclines 21° (89° to 110°) while the seat reclines 9° (0° to -9°).• Backrest height adjusts 4 inches into 11 different positions using an intuitive, visible button.• Seat depth adjusts 2½" in 6 positions.• Seat height adjusts pneumatically.	<div> /151 Black</div> <div> /152 Natural</div> <div> /154 Coffee</div> <div> /155 Silver</div> <div> /156 Royal</div>
 <p>SN Sync™ Adjustment features include:</p> <ul style="list-style-type: none">• The entire chair rocks in a synchronized free-float mode; backrest reclines 20° (90° to 110°) while the seat reclines 9° (0° to -9°).• Tension adjustable.• Lockable in 6 different positions.• Backrest height adjusts 4 inches into 11 different positions using an intuitive, visible button.• Seat depth adjusts 2½" in 6 positions.• Seat height adjusts pneumatically.	

	
Task Seating 057 AT 4D AutoSit. mesh back with AutoTension control, and adjustable height, width & depth arms in Category 5 fabric	Executive Seating 053 AT AB WF 4D AutoSit. high back with AutoTension control, polished aluminum base, white frame, and fully adjustable arms in Category 5 fabric

Backrest		Seat					COM		COL
Upholstered Height	Upholstered Width	Desk Chair Height from floor	Medium Stool Height from floor	Tall Stool Height from floor	Upholstered Width	Upholstered Depth	HFES-100 Depth	Yards of 54" goods	Ft²
18"	17"	16" - 21"	19" - 26¾"	23¾" - 34"	19¼"	17½"	16½"	1¼	16
21½"	17"	16" - 21"	19" - 26¾"	23¾" - 34"	19¼"	17½"	16½"	2¼	31
23½"	18"	16" - 21"	19" - 26¾"	23¾" - 34"	19¼"	17½"	15"	1¼	16

Custom Fit Options				Armrest Options			
Add option code(s) after model number. 60mm carpet casters are standard.				Choose one and add as final code to model number.			
	AB \$19.14 Polished Aluminum Base.		PC \$11.49 60mm parquet casters; soft tread for wood or vinyl floor.		+4D \$47.86 Arm features include: <ul style="list-style-type: none">• Adjustable height.• Adjustable width.• Adjustable depth.• Adjustable angle. <i>*Not compatible with SN Control.</i>		+3N \$28.71 Arm features include: <ul style="list-style-type: none">• Fixed C-arm.• Black nylon. +3P \$72.74 Arm features include: <ul style="list-style-type: none">• Fixed C-arm.• Polished aluminum.
	CF \$53.60 Cal Fire; TB 133.		WF \$47.86 White frame; +4D arms also available in white. No white base.		+6K \$63.17 Arm features include: <ul style="list-style-type: none">• Swings back & out of the way.• Height adjustable.• Urethane caps.		+7K \$55.51 Arm features include: <ul style="list-style-type: none">• Height adjustable.• Width adjustable.• Urethane caps.
	HR \$28.71 Headrest; adjusts 2" in height.						























					Price	
	Purpose	Configuration	Function	Model	Cat 5	Your Fabric
	Desk Chair	Mid Back	SN Control	061 SN	340.74	289.05
			MF Control	061 MF	340.74	289.05
			OT Control	061 OT	377.11	325.42
			SY Control	061 SY	413.48	361.79
	Desk Chair	Medium High Back	SN Control	063 SN	344.57	292.88
			MF Control	063 MF	344.57	292.88
			OT Control	063 OT	380.94	329.25
			SY Control	063 SY	417.31	365.62
	*Shown with optional +6K arms.					
	Desk Chair	Super Beta	SN Control	073 SN	444.11	352.22
			MF Control	073 MF	444.11	352.22
			OT Control	073 OT	480.48	388.59
			SY Control	073 SY	516.85	424.96
	*Shown with optional +1A arms.					
	Tall Stool	Mid Back	OT Control	064 OT	442.19	390.51
	Medium Stool		OT Control	065 OT	438.36	386.68

Dimensions						
Model	Overall					
	Height	Depth	Width Armless	Width +1A, +1N Arms	Width +1M Arms	Base Diameter
061	36¼" - 41½"	20½"	19"	23½" - 27½"	22" - 26"	24"
063	41" - 46¼"	20½"	19"	23½" - 27½"	22" - 26"	24"
073	45¼" - 50½"	21"	21"	25" - 29"	23½" - 27½"	24"
064	44" - 54¼"	20½"	19"	23½" - 27½"	22" - 26"	24"
065	39¼" - 47"	20½"	19"	23½" - 27½"	22" - 26"	24"




			
Task Seating			Counter Height
061 OT	\$377.11		064 OT
Beta mid back with OneTouch control, armless in Category 5 fabric			Beta tall stool with OneTouch control in Category 5 fabric
			
Task Seating			Management Seating
063 SY AB 6K	\$405.82		073 SY HR 1A
Beta medium high back with Sync control, nylon base and adjustable height and width arms in Category 5 fabric			Super Beta with Advanced Synchron control, headrest, and adjustable height and width arms in Category 5 fabric

Backrest		Seat			COM	COL
Upholstered Height	Upholstered Width	Height from floor	Upholstered Width	Upholstered Depth	HFES-100 Depth	Yards of 54" goods Ft²
15"	16"	*16¾" - 21¼"	19"	18"	16"	1 16
18½"	16¼"	*16¾" - 21¼"	19"	18"	16"	1 16
22¾"	18"	*16¾" - 21¼"	21"	19"	16"	1¾ 27
15"	16"	22½" - 32¾"	19"	18"	16"	1 16
15"	16"	20" - 27¾"	19"	18"	16"	1 16

*-2¼" for OT without SS

Control Description	Custom Fit Options			
Choose one for every chair other than guest chair. Price included on the previous page.	Choose as many as desired. Add option code(s) after model number. Add cost of options to chair price.			
	SN Sync™ Adjustment features include: <ul style="list-style-type: none">The entire chair rocks in a synchronized free-float mode; backrest reclines 20° (90° to 110°) while the seat reclines 9° (0° to -9°).Tension adjustable.Lockable in 6 different positions.Backrest height adjusts 6 inches into 27 different positions using an intuitive, visible lever.Seat depth adjusts 2½" in 6 positions.Seat height adjusts pneumatically.	 AB N/C Polished aluminum base.	 HR \$105.28 Headrest; adjusts 6" in height and 2½" in depth, dual pivot angle adjustment.	
	MF MultiFunction Adjustment features include: <ul style="list-style-type: none">Center tilt rocking mode.Backrest angle adjustable 16° (89° to 105°).Seat angle adjusts 7° (-5° to 2°).Tension adjustable.Lockable in 6 different positions.Backrest height adjusts 6 inches into 27 different positions using an intuitive, visible lever.Seat depth adjusts 2½" in 6 positions.Seat height adjusts pneumatically.	 AL \$55.51 Air lumbar; inflatable lumbar bolster.	 LS \$42.11 Longer seat; 18½"w x 21"d.	
	DT DualTouch™ Adjustment features include: <ul style="list-style-type: none">Independent adjustment of seat and backrest angles in two convenient levers.Seat adjusts 12° (0° to -12°) and backrest adjusts 27° (89° to 116°).Backrest height adjusts 6 inches into 27 differentSeat height adjusts pneumatically.For sliding seat, must add +SS option.	 AN CAT 8 Antistatic; Call customer service for a quote.	 MC \$15.31 Medium seat height; 23" - 30¾". Standard on model 065.	
	SY Advanced Synchron Adjustment features include: <ul style="list-style-type: none">The entire chair rocks in a synchronized free-float mode; backrest reclines 20° (90° to 110°) while the seat reclines 9° (0° to -9°).Seat to backrest angle is independently adjustable 10° for fine tuning upright posture.Tension adjustable.Lockable in 6 different positions.Backrest height adjusts 6 inches into 27 different positions using an intuitive, visible lever.Seat depth adjusts 2½" in 6 positions.Seat height adjusts pneumatically.	 CF \$53.60 Cal Fire; TB 133.	 NB -\$9.57 Nylon base; replaces base with metal structure. Not for use with models 064 & 065.	
		 EC \$9.57 Extremely low cylinder; seat height range of 15¼" - 19¾".	 NC \$13.40 Nano seat height; 13¼" - 16".	
		 EB \$17.23 Extended back; Up-grade back size to the next size up. For 063, 064 & 065 models.	 PS \$30.63 Petite seat; 16"w x 16"d. *All arms are non-width adjustable with this option.	
		 ES \$17.23 Extended width seat; 20"w x 18½"d. Standard on model 073.	 RT_ \$3.83 Rear Initial Tilt. RT08 (-2.3°) RT12 (-3.4°) RT16 (-4.6°) RT20 (-5.7°)	
		 FR \$34.46 Footing; for models 061, 063 & 073.	 SR \$114.86 Standing; 21" diameter for continual ingress and egress.	
		 FT_ \$3.83 Forward Initial Tilt. FT08 (+2.3°) FT12 (+3.4°) FT16 (+4.6°) FT20 (+5.7°)	 SS \$34.46 Sliding seat; 2½" in six positions. Lever on left side. Spring return. *For DT control only. *Standard on SN & SY.	

Custom Fit Options Cont'd	Caster Options	Armrest Options
	Add option code. 60mm carpet casters are standard.	Choose one if desired. Add armrest code as final code to model number. Add cost to chair price.
 TC \$19.14 Tall seat height; 25¼" - 35½". Standard on model 064 & 066.	 6C N/C 60mm casters; for enhanced mobility. Now standard.	 +1A \$63.17 Adjustment features include: <ul style="list-style-type: none">Arm height adjusts 4" into 10 different positions.Arm width adjusts 2" per side into 6 different positions.Arm caps rotate 360° by simply lifting and turning to desired position.Arm caps are 10" long x 4" wide, sculpted urethane, resilient yet mar proof.Field installable.
 TH \$55.51 Inflatable thoracic bolster.	 PC \$11.49 60mm parquet floor casters; soft tread for wood or vinyl floor.	 +1N \$63.17 Adjustment features include: <ul style="list-style-type: none">Arm caps DO NOT rotate.Arm height adjusts 4" into 10 different positions.Arm width adjusts 2" per side into 6 different positions.Arm caps are 10" long x 4" wide, sculpted urethane, resilient yet mar proof.Field installable.
 TS \$68.91 Tailbone seat; cut-out for coccyx relief. Now includes VS foam.	 BC \$5.74 60mm braking safety casters; locks when unoccupied.	 +1M \$91.88 Adjustment features include: <ul style="list-style-type: none">Arm caps are 10½" long x 5½" wide, extra soft memory foam.Arm height adjusts 4" into 10 different positions.Arm width adjusts 2" per side into 6 different positions.Arm caps rotate 360° by simply lifting and turning to desired position.Field installable.
 UB \$45.94 Upholstered backrest shell; add 1yd COM. Not available in vinyl or leather.	 BP \$17.23 60mm braking parquet safety casters; locks when unoccupied.	 +7K \$55.51 Adjustment features include: <ul style="list-style-type: none">Angled arm uprights for aesthetics.Arm height adjusts 4" into 10 different positions.Arm width adjusts 2" per side into 6 different positions.Arm caps are 10½" long x 4" wide, sculpted urethane, resilient yet mar proof.Field installable.
 VS \$30.63 ViscoElastic seat foam; for enhanced leg circulation.	 GL \$15.31 60mm glides; replace casters.	
 WS \$19.14 Work seat; 18½"w x 14½"h.		 +6K \$63.17 Adjustment features include: <ul style="list-style-type: none">Arms swing back and out of the way.Arm height adjusts 3" into 6 different positions.Arm caps are 10½" long x 4" wide, sculpted urethane, resilient yet mar proof.Field installable.
 XC \$30.63 Extended seat height; range of 18½" - 25½". For models 061, 063 & 073.		
 XS \$134 Extended Standing; 24" diameter.	 XU \$99.54 Upgrade for models 064 & 065.	
 ZZ Custom options. For custom options and pricing, please call customer service.		 +3N \$28.71 Arm features include: <ul style="list-style-type: none">Black nylon.Fixed C-arm.Field installable. +3P \$72.74 Arm features include: <ul style="list-style-type: none">Polished aluminum finish.Fixed C-arm.Field installable.

					Price	
	Purpose	Configuration	Function	Model	Cat 5	Your Fabric
	Desk Chair	Mid Back	SX Control	161 SX	482.39	430.71
			ST Control	161 ST	417.31	365.62
			*Shown with optional +1A arms.			
	Desk Chair	Medium High Back	SX Control	163 SX	488.13	436.45
			ST Control	163 ST	423.05	371.36
			*Shown with optional +1A arms.			
	Desk Chair	Super Alpha	SX Control	173 SX	570.45	478.56
			ST Control	173 ST	505.36	413.48
			*Shown with optional +1A arms.			

Dimensions						
Model	Overall					
	Height	Depth	Width Armless	Width +1A, +1N Arms	Width +1M Arms	Base Diameter
161	36¼" - 41½"	20½"	18½"	23½" - 27½"	22" - 26"	25"
163	41" - 46¼"	20½"	18½"	23½" - 27½"	22" - 26"	25"
173	45¼" - 50½"	21"	20"	25" - 29"	23½" - 27½"	28"
162	31¾"	18½"	18½"	23½" - 27½"	22" - 26"	23¼" - 23" d







Task Seating
163 SX 1A
Alpha medium high back with SynchroExec control and adjustable height, width & angle arms in Category 5 fabric





Management Seating
173 SX HR UB AB 1M
Super Alpha high back with SynchroExec control, headrest, upholstered backrest shell, polished aluminum base, and adjustable height, width & angle arms w/ wide memory foam caps in Category 5 fabric









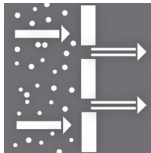







Backrest		Seat			COM	COL
Upholstered Height	Upholstered Width	Height from floor	Upholstered Width	Upholstered Depth	HFES-100 Depth	Yards of 54" goods Ft²
13¾"	15¾"	16" - 21¼"	18½"	17½"	16"	1 15
18½"	16"	16" - 21¼"	18½"	17½"	16"	1 15
22¾"	18"	16" - 21¼"	20"	18½"	16"	1¾ 26
13¾"	15¾"	18¼"	18½"	17½"	17"	1 15

	Purpose	Configuration	Function	Model	Price	
					Cat 5	Your Fabric
	Tall Stool	Mid Back, Footring	ST Control	164 ST	470.91	419.22
			SX Control	164 SX	535.99	484.31
	Medium Stool	Mid Back, Footring	ST Control	165 ST	467.08	415.39
			SX Control	165 SX	532.16	480.48
	Piano Stool	Medium Stool, Footring	Swivel	167 SW	254.60	202.91
			Swivel	167 DC	204.82	153.14
		Desk Height (No FR)	Swivel, Foot Actuated	167 FA	331.17	279.48
		Medium Stool (No FR)	Swivel	167 TC	258.42	206.74
	Healthcare Stool	Medium Stool, Footring	Swivel	168 MC	315.85	264.17
		Desk Height (No FR)	Swivel	168 DC	266.08	214.40
		Medium Stool (No FR)	Swivel, Foot Actuated	168 FA	380.94	329.25
		Tall Stool, Footring	Swivel	168 TC	315.85	264.17





Dimensions						
Model	Overall					
	Height	Depth	Width Armless	Width +1A, +1N Arms	Width +1M Arms	Base Diameter
164	44" - 54¼"	20½"	18½"	23½" - 27½"	22" - 26"	25"
165	39¼" - 47"	20½"	18½"	23½" - 27½"	22" - 26"	25"
166	44" - 54¼"	21"	20"	25" - 29"	23½" - 27½"	25"
167 SW	19¼" - 27"	17¼"	17¼"	n/a	n/a	25"
167 DC	16¼" - 21½"	17¼"	17¼"	n/a	n/a	25"
167 FA	22" - 29¼"	17¼"	17¼"	n/a	n/a	25"
167 TC	24" - 34¼"	17¼"	17¼"	n/a	n/a	25"

			
Foot-Actuated Stool		Counter Height	
167 FA		164 ST SS 1N	
Alpha piano stool with Foot-Actuated control in Category 5 fabric		Alpha tall stool with SingleTouch control, seat slider, and adjustable height & width armrests in Category 5 fabric	
\$331.17		\$568.53	

Backrest		Seat		COM		COL
Upholstered Height	Upholstered Width	Height from floor	Upholstered Width	Upholstered Depth	HFES-100 Depth	Yards of 54" goods Ft²
13½"	15¾"	23¾" - 34"	18½"	17½"	16"	15
13½"	15¾"	19" - 26¾"	18½"	17½"	16"	15
13½"	15¾"	23¾" - 34"	18½"	17½"	16"	15
n/a	n/a	19¼" - 27"	17¼"	17¼"	16"	15
n/a	n/a	16¼" - 21½"	17¼"	17¼"	n/a	4
n/a	n/a	22" - 29¼"	17¼"	17¼"	n/a	4
n/a	n/a	24" - 34¾"	17¼"	17¼"	n/a	4

Control Description		Custom Fit Options			
Choose one for every chair other than guest chair. Price included on the previous page.		Choose as many as desired. Add option code(s) after model number. Add cost of options to chair price.			
	ST SingleTouch™ Adjustment features include: <ul style="list-style-type: none">• Independent adjustment of seat and backrest angles in one convenient lever.• Seat adjusts 12° (0° to -12°) and backrest adjusts 27° (89° to 116°).• Backrest height adjusts 4 inches into 11 different positions using an intuitive, visible lever.• Seat height adjusts pneumatically.		AB N/C Polished aluminum base.		FT_ \$3.83 Forward Initial Tilt. FT08 (+2.3°) FT12 (+3.4°) FT16 (+4.6°) FT20 (+5.7°)
	SX SynchroExec™ Adjustment features include: <ul style="list-style-type: none">• The entire chair rocks in a synchronized free-float mode.• Adjustable tension and lockable in 8 different positions.• Backrest reclines 31° (89° to 120°) while the seat reclines 10° (0° to -10°).• The seat to backrest angle is independently adjustable 16° for fine tuning upright posture.• Backrest height adjusts 4 inches into 11 different positions using an intuitive, visible lever.• Seat height adjusts pneumatically.		AL \$55.51 Air lumbar; inflatable lumbar bolster.		HR \$105.28 Headrest; adjusts 6" in height and 2½" in depth, dual pivot angle adjustment.
			AN CAT 8 Antistatic; Call customer service for a quote.		LS \$42.11 Longer seat; 18½" w x 21"d.
			CF \$53.60 Cal Fire; TB 133.		MC \$15.31 Medium seat height; 19" - 26¾". Standard on model 165.
			CR Cleanroom Class 1; Call customer service for a quote.		NC \$13.40 Nano seat height; 13¼" - 16".
			EB \$17.23 Extended back; Upgrade back size to the next size up. For 163, 164, 165 & 166 models.		PS \$30.63 Petite seat; 16" w x 16"d.
			EC \$9.57 Extremely low cylinder; seat height range of 15¼" - 19¾".		RT_ \$3.83 Rear Initial Tilt. RT08 (-2.3°) RT12 (-3.4°) RT16 (-4.6°) RT20 (-5.7°)
			ES \$17.23 Extended width seat; 20" w x 18½" d. Standard on model 173.		SH_ \$75 Shallower Seat Depth. SH10 (-1") SH20 (-2")
			FR \$34.46 Footring; for models 161, 163 & 173.		SR \$114.86 Standing; 21" diameter for continual ingress and egress. SR \$30.63.40 For models 164 & 165.

Custom Fit Options Cont'd	Caster Options	Armrest Options
	Add option code. 60mm carpet casters are standard.	Choose one if desired. Add armrest code as final code to model number. Add cost to chair price.
 SS \$34.46 Sliding seat; 2½" in six positions. Lever on left side. Spring return.	 6C N/C 60mm casters; for enhanced mobility. Now standard.	 +1A \$63.17 Adjustment features include: <ul style="list-style-type: none">Arm height adjusts 4" into 10 different positions.Arm width adjusts 2" per side into 6 different positions.Arm caps rotate 360° by simply lifting and turning to desired position.Arm caps are 10" long x 4" wide, sculpted urethane, resilient yet mar proof.Field installable.
 TC \$19.14 Tall Cylinder; range of 23¾" - 34". Standard on 164 & 166.	 PC \$11.49 60mm parquet floor casters; soft tread for wood or vinyl floor.	 +1N \$63.17 Adjustment features include: <ul style="list-style-type: none">Arm caps DO NOT rotate.Arm height adjusts 4" into 10 different positions.Arm width adjusts 2" per side into 6 different positions.Arm caps are 10" long x 4" wide, sculpted urethane, resilient yet mar proof.Field installable.
 TH \$55.51 Inflatable thoracic bolster.	 BC \$5.74 60mm braking safety casters; locks when unoccupied.	 +1M \$91.87 Adjustment features include: <ul style="list-style-type: none">Arm caps are 10½" long x 5½" wide, extra soft memory foam.Arm height adjusts 4" into 10 different positions.Arm width adjusts 2" per side into 6 different positions.Arm caps rotate 360° by simply lifting and turning to desired position.Field installable.
 TS \$68.91 Tailbone seat; cut-out for coccyx relief. Now includes VS foam.	 BP \$17.23 60mm braking parquet safety casters; locks when unoccupied.	 +7K \$55.51 Adjustment features include: <ul style="list-style-type: none">Angled arm uprights for aesthetics.Arm height adjusts 4" into 10 different positions.Arm width adjusts 2" per side into 6 different positions.Arm caps are 10½" long x 4" wide, sculpted urethane, resilient yet mar proof.Field installable.
 UB \$32.54 Upholstered backrest shell; add 1yd COM. Not available in vinyl or leather.	 GL \$15.31 60mm glides; replace casters.	 +6K \$63.17 Adjustment features include: <ul style="list-style-type: none">Arms swing back and out of the way.Arm height adjusts 3" into 6 different positions.Arm caps are 10½" long x 4" wide, sculpted urethane, resilient yet mar proof.Field installable.
 VS \$30.63 ViscoElastic seat foam; for enhanced leg circulation.		 +3N \$28.71 Arm features include: <ul style="list-style-type: none">Black nylon.Fixed C-arm.Field installable. +3P \$72.74 Arm features include: <ul style="list-style-type: none">Polished aluminum finish.Fixed C-arm.Field installable.
 WS \$19.14 Work seat; 18½" w x 14½" h.		
 XS \$133.98 Extended Standing; 24" diameter. XU \$99.53 Upgrade for models 064 & 065.		
 ZZ Custom options. For custom options and pricing, please call customer service.		

					Price	
	Purpose	Configuration	Function	Model	Cat 5	Your Fabric
	Desk Chair	21" Wide Seat	SY Control	381 SY	771.44	616.39
			MF Control	381 MF	771.44	616.39
<i>*Shown with optional +1A arms.</i>						
	Desk Chair	24" Wide Seat	SY Control	391 SY	869.07	662.33
			MF Control	391 MF	869.07	662.33
<i>*Shown with optional +1N arms.</i>						
	Tall Stool	24" Wide Seat	SY Control	394 SY	1330.40	1123.66
<i>*Shown with optional +1N arms.</i>						
	Medium Stool	24" Wide Seat	SY Control	395 SY	1326.58	1119.84
<i>*Shown with optional +1N arms.</i>						

Dimensions						
Model	Overall					
	Height	Depth	Width Armless	Width +1A, +1N Arms	Width +1M Arms	Base Diameter
381	43" - 47½"	24½"	21"	25" - 29"	23½" - 27½"	28"
391	43" - 47½"	25¾"	24"	28" - 32"	26½" - 30½"	28"
394	52½" - 62½"	25¾"	24"	28" - 32"	26½" - 30½"	30"
395	47¾" - 55½"	25¾"	24"	28" - 32"	26½" - 30½"	30"






























Task Seating, 24" Wide Seat
391 SY 1N \$932.24
BigBoss Task with Advanced Synchron control, and adjustable height & width armrests in Category 5 fabric





Tall Stool, 24" Wide Seat
394 SY 1N \$1,393.57
BigBoss Tall Stool with Advanced Synchron control, heavy duty standring and adjustable height & width armrests in Category 5 fabric







Backrest		Seat			COM	COL
Upholstered Height	Upholstered Width	Height from floor	Upholstered Width	Upholstered Depth	HFES-100 Depth	Yards of 54" goods Ft²
22¾"	19½"	16" - 20½"	21"	21"	17¼"	3 47
22¾"	22½"	16" - 20½"	24"	23¾"	18½"	4 62
22¾"	22½"	25½" - 35½"	24"	23¾"	18½"	4 62
22¾"	22½"	20¾" - 28½"	24"	23¾"	18½"	4 62



Control Description	Custom Fit Options		
Choose one for every chair. Price included on the previous page.	Choose as many as desired. Add option code(s) after model number. Add cost of options to chair price.		
	SY Advanced Synchron Adjustment features include: <ul style="list-style-type: none">• The entire chair rocks in a synchronized free-float mode; backrest reclines 21° (90° to 110°) while the seat reclines 11° (0° to -9°).• Tension adjustable.• Lockable in 6 different positions.• 2 additional rocking ranges, limiting the forward travel by 2½° and 5°.• Backrest height adjusts 6 inches into 27 different positions using an intuitive, visible lever.• Seat height adjusts pneumatically.	 AL \$59.33 Air lumbar; inflatable lumbar bolster.	 MC \$15.31 Medium seat height; 19" - 26¾". Must be used with XB base.
	MF MultiFunction Adjustment features include: <ul style="list-style-type: none">• Center tilt rocking mode.• Backrest angle adjustable 16° (89° to 105°).• Seat angle adjusts 7° (-5° to 2°).• Tension adjustable.• Lockable in 6 different positions.• Backrest height adjusts 6 inches into 27 different positions using an intuitive, visible lever.• Seat depth adjusts 2½" in 6 positions.• Seat height adjusts pneumatically.	 AN CAT 8 Antistatic; Call customer service for a quote.	 NC \$13.40 Nano seat height; 13¼" - 16".
	 BA Standard on SY Independent backrest angle adjustment. Now standard on SY control.	 SH_ \$75 Shallower Seat Depth. SH10 (-1") SH20 (-2") SH30 (-3")	
	 CF \$99.53 Cal Fire; TB 133.	 TH \$59.33 Inflatable thoracic bolster.	
	 HR \$105.28 Headrest; adjusts 6" in height and 2½" in depth, dual pivot angle adjustment.	 TS \$68.90 Tailbone seat; cut-out for coccyx relief. Now includes VS foam.	

Custom Fit Options	Caster Options	Armrest Options
Add option code.	Add option code. 60mm carpet casters are standard.	Choose one if desired. Add armrest code as final code to model number. Add cost to chair price.
 VS \$38.28 ViscoElastic seat foam; (memory foam) for enhanced leg circulation.	 6C N/C 60mm casters; for enhanced mobility. Now standard.	 +1A \$63.17 Adjustment features include: <ul style="list-style-type: none">• Arm height adjusts 4" into 10 different positions.• Arm width adjusts 2" per side into 6 different positions.• Arm caps rotate 360° by simply lifting and turning to desired position.• Arm caps are 10" long x 4" wide, sculpted urethane, resilient yet mar proof.• Field installable.
 XC \$38.28 Extended seat height; seat height range of 16¾" - 24¼".	 PC \$11.49 60mm parquet floor casters; soft tread for wood or vinyl floor.	 +1N \$63.17 Adjustment features include: <ul style="list-style-type: none">• Arm caps DO NOT rotate.• Arm height adjusts 4" into 10 different positions.• Arm width adjusts 2" per side into 6 different positions.• Arm caps are 10" long x 4" wide, sculpted urethane, resilient yet mar proof.• Field installable.
 XJ \$124.41 Extended J-bar; extends seat depth 2½". Must be used with XB base.	 BC \$5.74 60mm braking safety casters; locks when unoccupied.	
 XB \$103.36 Extended steel base, 30" diameter.	 BP \$17.23 60mm braking parquet safety casters; locks when unoccupied.	 +1M \$91.87 Adjustment features include: <ul style="list-style-type: none">• Arm caps are 10½" long x 5½" wide, extra soft memory foam.• Arm height adjusts 4" into 10 different positions.• Arm width adjusts 2" per side into 6 different positions.• Arm caps rotate 360° by simply lifting and turning to desired position.• Field installable.
 ZZ Custom options. For custom options and pricing, please call customer service.	 GL \$15.31 60mm glides; replace casters.	
	 ZC \$95.70 Zinc casters; 400+ lbs. users or rough floors.	 +7K \$55.51 Adjustment features include: <ul style="list-style-type: none">• Angled arm uprights for aesthetics.• Arm height adjusts 4" into 10 different positions.• Arm width adjusts 2" per side into 6 different positions.• Arm caps are 10½" long x 4" wide, sculpted urethane, resilient yet mar proof.• Field installable.

					Price	
	Purpose	Configuration	Function	Model	Cat 5	Your Fabric
	Desk Chair	Mid Back with Arms	SY Control	418 SY	909.27	754.21
	Desk Chair	High Back with Arms	SY Control	419 SY	1027.95	846.10




Dimensions				
Overall				
Model	Height	Depth	Width +7B, CP, CU Arms	Base Diameter
418	41½" - 49½"	23¾"	26" - 30"	26"
419	44½" - 52¼"	25½"	27½" - 31¼"	30"

Control Description	Custom Fit Options
Advanced Synchron control is standard on the Posh Ergonomic Executive.  SY Advanced Synchron Adjustment features include: <ul style="list-style-type: none">The entire chair rocks in a synchronized free-float mode; backrest reclines 20° (90° to 110°) while the seat reclines 9° (0° to -9°).Seat to backrest angle is independently adjustable 10° for fine tuning upright posture.Tension adjustable.Lockable in 6 different positions.Backrest height adjusts 4 inches into 11 different positions using a ratchet; simply lift and click into place.Inflatable air lumbar bolster.Seat depth adjusts 2½" in 6 positions.Seat height adjusts pneumatically.	Choose as many as desired. Add option code(s) after model number. <div>AB \$9.57 Polished aluminum base; high arched.</div> <div>XA \$40.19 Extended aluminum base; 28" diameter.</div> <div>CF \$107.18 Cal Fire; TB 133.</div> <div>MC \$15.31 Medium seat height; seat height range of 20¾" - 28½". Must use with XA base.</div> <div>NC \$13.40 Nano seat height; 13¼" - 16". Must use with XA base.</div>







	
Management Seating 418 SY Posh Ergonomic Executive mid back with adjustable height & width armrests in Category 5 fabric	Executive Seating 419 SY CP Posh Ergonomic Executive with adjustable height panel arms in Category 5 fabric
\$909.27	\$1181.09



Backrest		Seat		COM		COL
Upholstered Height	Upholstered Width	Height from floor	Upholstered Width	Upholstered Depth	HFES-100 Depth	Yards of 54" goods Ft²
27"	19½"	17" - 23"	20"	19½"	16"	3 47
32"	21½"	17" - 23"	21"	20½"	17"	3½ 59

Caster Options	Armrest Options
Add option code. 60mm carpet casters are standard. <div>6C \$17.23 60mm casters; for enhanced mobility. Now standard.</div> <div>BP \$17.23 60mm braking carpet safety casters; locks when unoccupied.</div> <div>PC \$11.49 60mm parquet floor casters; soft tread for wood or vinyl floor.</div> <div>GL \$15.31 60mm glides; replace casters.</div> <div>BC \$5.74 60mm braking safety casters; locks when unoccupied.</div> <div>ZC \$95.70 Zinc casters; 400+ lbs. users or rough floors.</div>	Replaces standard adjustable arms. Add as final code to model. Add additional ¾ yd. for COM. <div>+CP \$153.14 Arm features include:<ul style="list-style-type: none">Upholstered, panel arms.Polyurethane arm caps.Arms adjust in height 3" into 9 different positions.Field installable.</div> <div>+CU \$181.85 Arm features include:<ul style="list-style-type: none">Upholstered, panel arms.Upholstered arm caps.Arms adjust in height 3" into 9 different positions.Field installable.</div>

					Price	
	Purpose	Configuration	Function	Model	Cat 5	Your Fabric
	Conference	Mid Back with Arms	CT Control	428 CT	591.50	447.93
			EZ Control	428 EZ	625.96	482.39
	Executive	High Back with Arms	EZ Control	429 EZ	744.64	562.79
	Guest	Mid Back with Arms	Breuer (Cantilever)	422 BB	591.50	447.93




Dimensions				
Overall				
Model	Height	Depth	Width	Base Diameter
428	37" - 42"	27"	24¾"	26"
429	44¼" - 49¼"	28½"	26¼"	26"
422	35¾"	28"	25½"	25½"w x 28"d

Control Description	Custom Fit Options
Choose one for every chair other than guest chair. Price included above.	Choose as many as desired. Add option code(s) after model number.
<div></div> <div>CT ConferenceTilt™ Adjustment features include:<ul style="list-style-type: none">• The seat and back recline together in a smooth rocking motion.• Tension adjustable.• Lockable in a firm upright position.• Seat height adjusts pneumatically.</div>	<div></div> <div>AB \$9.57 Polished alu- minum base; high arched.</div> <div></div> <div>NB -\$9.57 Nylon base; replaces aluminum base.</div>
<div></div> <div>EZ EZ-Tilt™ Adjustment features include:<ul style="list-style-type: none">• “Knee-tilt” pivot minimizes feet lifting off the floor as the chair reclines.• The seat and back recline together in a smooth rocking motion.• Tension adjustable, dual coil spring.• Lockable in a firm upright position.• Seat height adjusts pneumatically.</div>	<div></div> <div>CF \$118.67 Cal Fire; TB 133.</div> <div></div> <div>JB \$72.74 Jury base; auto memory return, non- height adjust- able seat.</div>







	
Conference Seating 428 CT Posh mid back with Conference Tilt control in Category 5 fabric	Executive Seating 429 EZ AA AB US Posh high back with XtremeDuty control, brushed aluminum base, brushed aluminum arms and upholstered inset strips in Category 5 fabric
\$591.50	\$815.47


Backrest		Seat		COM		COL
Upholstered Height	Upholstered Width	Height from floor	Upholstered Width	Upholstered Depth	HFES-100 Depth	Yards of 54" goods Ft²
21¼"	19½"	18" - 23"	19½"	19½"	18"	2¾ 50
29"	21½"	18" - 23"	21½"	20½"	19"	3½ 59
21¼"	19½"	18"	19½"	19½"	18"	2¾ 50

Caster Options	Armrest Options
Add option code. 60mm carpet casters are standard.	Black finished armrests standard. Add as final code to model.
<div></div> <div>6C N/C 60mm casters; for enhanced mobility. Now standard.</div> <div></div> <div>BP \$17.23 60mm braking parquet safety casters; locks when unoccupied.</div>	<div></div> <div>+AA \$13.40 Polished aluminum armrest; inset of mar-proof, resilient urethane.</div>
<div></div> <div>PC \$11.49 60mm parquet floor casters; soft tread for wood or vinyl floor.</div> <div></div> <div>GL \$15.31 60mm glides; replace casters.</div>	<div></div> <div>+US \$47.85 Upholstered inset strip. <i>*(shown with AA option)</i></div>
<div></div> <div>BC \$5.74 60mm braking safety casters; locks when unoccupied.</div>	










	Purpose	Configuration	Function	Model	Price	
					Cat 5	Your Fabric
	Beam Seating	Mid Back, 2 Positions	Beam Mounted	4202	1359.12	1071.98
<i>*Shown with optional shared arms.</i>						
	Beam Seating	Mid Back, 3 Positions	Beam Mounted	4203	1992.73	1562.03
<i>*Shown with optional shared arms.</i>						
	Jury Seating	Mid Back, Auto-Return	Pedestal Mounted	428 CT JB	664.24	520.68
			Pedestal Mounted	428 EZ JB	698.70	555.13





Dimensions				
Model	Overall			
	Height	Depth	Width	Base Dimensions
4202	35¾"	29½"	45½"	41¾"w - 26½"d
4203	35¾"	29½"	68¼"	62¾"w - 26½"d
428	37" - 42"	27"	24¾"	8"

Posh Jury Chair Control Description	Posh Jury Options
Choose one for every jury base chair. Price included above.	Choose as many as desired. Add option code(s) after model number.
 <div>CT ConferenceTilt™ Adjustment features include:<ul style="list-style-type: none">• The seat and back recline together in a smooth rocking motion.• Tension adjustable.• Lockable in a firm upright position.• Seat height adjusts pneumatically.</div>	 <div>AH \$55.51 Auto-height return; adjustable height.</div>  <div>+AA \$13.40 Polished aluminum arms; urethane inset strip.</div>
 <div>EZ EZ-Tilt™ Adjustment features include:<ul style="list-style-type: none">• The seat and back recline together in a smooth rocking motion.• Tension adjustable.• Lockable in a firm upright position.• “Knee-tilt” pivot minimizes feet lifting off the floor as the chair reclines.• Seat height adjusts pneumatically.</div>	 <div>CF \$118.67 Cal Fire; TB 133 for Posh Jury chair.</div>  <div>+US \$47.85 Upholstered inset strip. <i>*(shown with AA option)</i></div>

	
Beam Seating 4202 SA Posh Beam, 2 position, with shared arms in Category 5 fabric	Beam Seating 4203 SA Posh Beam, 3 position, with shared arms in Category 5 fabric
\$1485.46	\$2161.19

Backrest		Seat		COM		COL
Upholstered Height	Upholstered Width	Height from floor	Upholstered Width	Upholstered Depth	HFES-100 Depth	Yards of 54" goods Ft²
21¼"	19½"	18"	19½"	18"	18"	5½ 82
21¼"	19½"	18"	19½"	18"	18"	8¼ 127
21¼"	19½"	18" - 23"	19½"	19½"	18"	2¾ 41








Posh Beam Options	Posh Beam Armrest Options
Add option code and price for each.	Choose one and add as final code to model number.
 <div>BL \$19.14 Beam Link; links beams together for rows larger than 3 positions.</div>	 <div>TA \$84.22 Terminal Arms; black epoxy with urethane inset. Two end arms.</div>
 <div>CF \$237.34 Cal Fire; TB 133 for 2-position beam. CF \$367.49 Cal Fire; TB 133 for 3-position beam.</div>	 <div>LT Price above Left Table. MT Price above Middle Table. RT Price above Right Table.</div>
 <div>MA \$42.11 Mid Arm; no terminal arms; 2-Position. MA \$84.22 Mid Arms; no terminal arms; 3-Position.</div>	 <div>+SA \$126.32 Shared armrests; black aluminum with urethane inset strip for 2-position beams. Includes final arm.</div>  <div>+SA \$168.43 Shared armrests; black aluminum with urethane inset strip for 3-position beams. Includes final arm.</div>
	 <div>+DA \$168.43 Dedicated armrests; black aluminum with urethane inset strip for 2-position beams.</div>  <div>+DA \$252.65 Dedicated armrests; black aluminum with urethane inset strip for 3-position beams.</div>

					Price	
	Purpose	Configuration	Function	Model	Cat 5	Your Fabric
	Desk Chair	Low Back, Standard Seat	SN Control	511 SN	409.65	344.57
		Low Back Standard Seat	SY Control	511 SY	482.39	417.31
		Low Back, Large Seat	SN Control	512 SN	426.88	361.79
		Low Back, Large Seat	SY Control	512 SY	499.62	434.53
		Low Back, Extended Seat	SN Control	513 SN	463.25	398.16
		*Shown with optional +6K arms. Low Back, Extended Seat	SY Control	513 SY	535.99	470.91
	Desk Chair	Mid Back, Standard Seat	SN Control	521 SN	438.36	359.88
		Mid Back, Standard Seat	SY Control	521 SY	511.10	432.62
		Mid Back, Large Seat	SN Control	522 SN	455.59	377.11
		Mid Back, Large Seat	SY Control	522 SY	528.33	449.85
		Mid Back, Extended Seat	SN Control	523 SN	491.96	413.48
		*Shown with optional +7K arms. Mid Back, Extended Seat	SY Control	523 SY	564.70	486.22
	Desk Chair	Mesh Mid Back with Arms	SY Control	541 SY +7K	643.19	578.10
		Mesh Mid Back with Arms	SY Control	542 SY +7K	660.42	595.33
	Desk Chair	Mesh Back with Arms	SY Control	552 SY +7K	681.47	616.39
		Mesh Back with Arms	SY Control	553 SY +7K	721.67	656.59




Dimensions					
Model	Overall				
	Height	Depth	Width Armless	Width +7K, +6K Arms	Base Diameter
511	34½" - 42"	24½"	19"	24¾" - 29"	26"
512	34½" - 42"	25½"	21"	26¾" - 31"	26"
513	34½" - 42"	26½"	23"	28¾" - 33"	26"
521	38½" - 46"	24½"	19"	24¾" - 29"	26"
522	38½" - 46"	25½"	21"	26¾" - 31"	26"
523	38½" - 46"	26½"	23"	28¾" - 33"	26"
552	39½" - 48"	25½"	n/a	26¾" - 31"	26"

			
Task Seating 522 SY +6K Posh Operational mid back with Advanced Synchron control and adjustable height, retractable arms in Category 5 fabric		Task Seating 552 SY +7K Posh Mesh with Advanced Synchron control and adjustable height and width arms in Category 5 fabric	
\$591.50		\$681.47	

Backrest		Seat		COM		COL
Upholstered Height	Upholstered Width	Height from floor	Upholstered Width	Upholstered Depth	HFES-100 Depth	Yards of 54" goods Ft²
17"	17"	17½" - 22½"	19"	19"	16"	1½ 22
17"	17"	17½" - 22½"	21"	20"	17"	1¾ 26
17"	17"	17½" - 22½"	23"	21"	18"	2 30
21"	18"	17½" - 22½"	19"	19"	16"	1½ 22
21"	18"	17½" - 22½"	21"	20"	17"	1¾ 26
21"	18"	17½" - 22½"	23"	21"	18"	2 30
39¾"	21½"	17½" - 22½"	21"	20"	17"	1 15

Control Description	Custom Fit Options			
Choose one for every chair. Price included on the previous page.	Choose as many as desired. Add option code(s) after model number. Add cost of options to chair price.			
	SN Sync™ Adjustment features include: <ul style="list-style-type: none">The entire chair rocks in a synchronized free-float mode; backrest reclines 20° (90° to 110°) while the seat reclines 9° (0° to -9°).Tension adjustable.Lockable in 6 different positions.Backrest height adjusts 6 inches into 27 different positions using an intuitive, visible lever.Seat depth adjusts 2½" in 6 positions.Seat height adjusts pneumatically.			
	SY Advanced Synchron Adjustment features include: <ul style="list-style-type: none">Seat depth adjusts 2½" in 6 positions.Seat to backrest angle is independently adjustable 10° for fine tuning upright posture.The entire chair rocks in a synchronized free-float mode; backrest reclines 20° (90° to 110°) while the seat reclines 9° (0° to -9°).Tension adjustable.Lockable in 6 different positions.Backrest height adjusts 6 inches into 27 different positions using an intuitive, visible lever.Seat height adjusts pneumatically.			
	AB \$9.57 Polished aluminum base; high arched.			
	NB -\$9.57 Nylon base; replaces aluminum base.			
	BA \$21.05 Independent back angle adjustment; 10° for fine tuning. Standard on SY control.			
	NC \$13.40 Nano seat height; 13¼" - 16". Must use with NB or XA.			
	CF \$53.60 Cal Fire; TB 133.			
	RT_ \$3.83 Rear initial tilt; RT08 (-2.3°) RT12 (-3.4°) RT16 (-4.6°) RT20 (-5.7°)			
	FT_ \$3.83 Forward initial tilt; FT08 (+2.3°) FT12 (+3.4°) FT16 (+4.6°) FT20 (+5.7°)			
	SH_ \$75 Shallower Seat Depth. SH10 (-1") SH20 (-2") SH30 (-3")			
	FR \$34.46 Footring.			
	SS \$21.05 Sliding seat; 2½" in six positions. Standard on SY control.			
	MC \$15.31 Medium seat height; 19" - 26¾".			
	SR \$114.86 Standring; 21" diameter for continual ingress and egress.			

Custom Fit Options	Caster Options	Armrest Options
Choose as many as desired.	Add option code. 60mm carpet casters are standard.	Black finished armrest with resilient urethane inset is standard. Add cost to chair price.
	TC \$19.14 Tall Cylinder; range of 23¾" - 34".	6C N/C 60mm casters; for enhanced mobility. Now standard.
	TS \$68.91 Tailbone seat; cut-out for coccyx relief. Now includes VS foam.	PC \$11.49 60mm parquet floor casters; soft tread for wood or vinyl floor.
	UB \$47.85 Upholstered backrest shell. Not available in vinyl or leather. Add 1 yd for COM.	BC \$5.74 60mm braking safety casters; locks when unoccupied.
	VS \$30.63 ViscoElastic seat foam; for enhanced leg circulation.	BP \$17.23 60mm braking parquet safety casters; locks when unoccupied.
	XA \$40.19 Extended aluminum base; 28" diameter. For use with MC and TC options.	GL \$15.31 60mm glides; replace casters.
	XC \$30.63 Extended seat height; 15¾" - 23¾". Must use with NB or XA.	
		+7K \$55.51 Adjustment features include: <ul style="list-style-type: none">Arm height adjusts 4" into 10 different positions.Arm width adjusts 2" per side into 6 different positions.Arm caps are 10½" long x 4" wide, sculpted urethane, resilient yet mar proof.Field installable.
		+6K \$63.17 Adjustment features include: <ul style="list-style-type: none">Arm height adjusts 3" into 6 different positions.Arms swing back and out of the way.Arm caps are 10½" long x 4" wide, sculpted urethane, resilient yet mar proof.Field installable.
		+1A \$63.17 Adjustment features include: <ul style="list-style-type: none">Arm height adjusts 4" into 10 different positions.Arm width adjusts 2" per side into 6 different positions.Arm caps rotate 360° by simply lifting and turning to desired position.Arm caps are 10" long x 4" wide, sculpted urethane, resilient yet mar proof.Field installable.
		+1M \$91.87 Adjustment features include: <ul style="list-style-type: none">Arm height adjusts 4" into 10 different positions.Arm width adjusts 2" per side into 6 different positions.Arm caps rotate 360° by simply lifting and turning to desired position.Arm caps are 10½" long x 5½" wide, extra soft memory foam.Field installable.
		+3N \$28.71 Arm features include: <ul style="list-style-type: none">Fixed C-arm.Field installable.
		+3P \$72.74 Arm features include: <ul style="list-style-type: none">Fixed C-arm.Polished aluminum.
		+5 \$28.71 Arm features include: <ul style="list-style-type: none">Fixed loop arm.Field installable.

	Purpose	Configuration	Function	Model	Price	
					Cat 5	Your Fabric
	Multi-purpose Chair	Four Leg, Armless	Stacakable	912 FL	197.17	145.48
		Four Leg w/ Arms	Stacakable	912 FL DA	212.48	160.80
	Multi-purpose Chair	Super Jack Chair w/ Arms	Stacakable	918 FL DA	604.90	474.73
	Cart	Holds 10 Chairs, 8 Stools	Cart	919	86.14	

Add \$114 net for orders less than 12 chairs.

Custom Fit Options

Choose as many as desired. Add option code(s) after model number.



CF \$34.46
Cal fire; TB 133.



GC \$7.66
Ganging clips.



RJ \$28.71
Rolling Jack. 60mm carpet casters are standard.



WB \$32.54
Wood back; maple finish.

Dimensions				
Model	Overall		Width	Width
	Height	Depth	Armless	Arms
912	31¾"	22"	19½"	23¼"
918	36½"	24½"	n/a	36¼"






Guest Seating
912 FL
Jack chair, four-leg frame, armless in Category 5 fabric



Guest Seating
918 FL DA
Super Jack chair, four-leg frame, arms Category 5 fabric

Backrest		Seat			COM	COL
Upholstered Height	Upholstered Width	Height from floor	Upholstered Width	Upholstered Depth	HFES-100 Depth	Yards of 54" goods Ft²
13¾"	18¼"	19"	17½"	18"	17½"	1 16
15"	30½"	19"	30½"	19"	18½"	2½ 38

					Price		
	Purpose	Configuration	Function	Model	Poly	Cat 5	Your Fabric
	Multi-purpose Chair	Four Leg, Armless Fully Upholstered	Stackable	962 FL	112.94	202.91	151.23
			Stackable	962 FL NP UB		248.85	170.37
	Multi-purpose Chair	Four Leg, Armless, Fully Upholstered	Stackable	964 FL	170.37	260.34	208.65
			Stackable	964 FL NP UB		306.28	227.80
	Cart	Holds 10 Chairs, 8 Stools	Cart	969			86.13

Add \$114 net for orders less than 12 chairs.

Dimensions			
Overall			
Model	Height	Depth	Width
962	31¼"	23¼"	23¾"

Standard Seat & Back Colors

Custom colors available; minimum 200 chairs. Contact customer service for lead times and pricing. Additional colors may be published online.

	/131 Black		/132 White		/133 Gray		/134 Navy		/135 Sand
	/136 Moss		/137 Sky		/138 Lava		/139 Charcoal		NP N/C Solid, non-perforated backs available in all colors.





Guest Seating	
962 FL NP UB DA	\$264.17
Easy chair, four-leg frame, fully upholstered, arms in Poly	
Guest Seating	
962 FL NP UB RE	\$277.57
Easy chair, four-leg frame, casters, fully upholstered, armless in Category 5 fabric	

Backrest		Seat			COM	COL
Height	Width	Height from floor	Upholstered Width	Upholstered Depth	HFES-100 Depth	Yards of 54" goods Ft²
14¾"	18½"	17½"	19"	18½"	18"	¾ 12

Custom Fit Options

Add option code(s) after model number. Add cost of option to chair price.

	BR Bookrack. Includes underseat shell.	\$19.14		DA Dedicated Arms; color matches back and seat.	\$15.31		GC Retractable ganging clips. Includes under-seat shell.	\$13.40		RE Rolling Easy. Option for 962 models only. 60mm carpet casters are standard.	\$28.71
	SH Underseat shell.	\$5.74		TR Tablet arm; depth adjustable. Not compatible with other arm options. *Left tablet not available.	\$86.13						

				Price		
				Poly	Cat 5	Your Fabric
	Standard Epoxy Beam	2 Position, Upholstered Seat	9602 FF	516.85	551.30	474.73
		2 Position, Fully Upholstered	9602 FF UB		641.27	513.02
		3 Position, Upholstered Seat	9603 FF	555.13	826.96	712.10
		3 Position, Fully Upholstered	9603 FF UB		962.87	769.53
	AeroBeam™ Upgrade	2 Position, Upholstered Seat	9602 AE	775.27	589.59	516.85
	Polished Aluminum Finish	2 Position, Fully Upholstered	9602 AE UB		679.56	555.13
		3 Position, Upholstered Seat	9603 AE	832.70	884.38	775.27
		3 Position, Fully Upholstered	9603 AE UB		1020.30	832.70

Layout Design



If you provide a floor plan, Sitmatic would be pleased to assist you in planning your auditorium or lobby. If at all possible, please send your drawings in electronic format, such as Autocad, to layouts@sitmatic.com. The drawings will be populated and returned to you with the bill of materials necessary to complete the project. Please remember, because flooring specifications vary, floor mounting fasteners are not supplied. Sitmatic can assist you with technical information on installation options, or perform the installation on your behalf. *Contact Sitmatic for special beam lengths.

Dimensions				
Overall				
Model	Height	Depth	Width	Base Dimensions
9602 FF	32"	20½"	40"	23¼"d x 40"w
9603 FF	32"	20½"	60"	23¼"d x 60"w
9602 AE	33"	20½"	48"	23"d x 48"w
9603 AE	33"	20½"	72"	23"d x 72"w

Standard Seat & Back Colors

Custom colors available on request. Contact customer service for lead times. Additional colors may be published online.

	/131 Black		/132 White		/133 Gray		/134 Navy		/135 Sand
	/136 Moss		/137 Sky		/138 Lava		/139 Charcoal		NP N/C Solid, non-perforated backs available in all colors.

	
Public Seating 9603 FF Easy Beam, 3 position, armless, upholstered seats in Category 5 fabric	Public Seating 9603 AE SP Easy Beam, AeroBeam upgrade, 3 position, shared polished arms, upholstered seats in Category 5 fabric

Backrest		Seat		COM		COL
Upholstered Height	Upholstered Width	Height from floor	Upholstered Width	Upholstered Depth	HFES-100 Depth	Yards of 54" goods Ft²
14¾"	18½"	17"	19"	18½"	18"	1½ 27
14¾"	18½"	17"	19"	18½"	18"	2¼ 34
14¾"	18½"	18"	19"	18½"	18"	1½ 27
14¾"	18½"	18"	19"	18½"	18"	2¼ 34




Standard Beam Armrest Options

Choose one if desired. Add armrest code as final code to model number. Add cost to chair price.

 DA \$30.63 Dedicated arms; for 2 pos. beam. DA \$45.94 Dedicated arms; for 3 pos. beam.	 SA \$30.63 Shared arms; for 2 pos. beam. SA \$34.46 Shared arms; for 3 pos. beam.	 TA \$19.14 Terminal arms; Outer arms only.	 FM \$5.742 Floor Mounted; per beam. Replaces FF freestanding option. Fasteners included.	 BL \$19.14 Beam Link; links beams together for rows larger than 3 positions.
--	--	--	--	--

AeroBeam™ Armrest Options






Choose one if desired. Add armrest code as final code to model number. Add cost to chair price.

 DP \$222.02 Dedicated arms; Polished 2 pos. DP \$333.04 Dedicated arms; Polished 3 pos.	 SP \$111.01 Shared arms; Polished 2 pos. SP \$166.52 Shared arms; Polished 3 pos.	 TP \$111.01 Terminal arms; Polished aluminum. Outer arms only.	 LT Price above Left Table; while seated. MT Price above Middle Table. RT Price above Right Table; while seated.
--	--	--	---

Sitmatic not only offers the industry’s greatest range of sizing options for their office chairs, but also offers multiple fixed seating solutions, including the following:


- Auditoriums
- Performing Arts Centers
- Courthouse Seating (Including: Courtroom Audience, Jury Box & Jury Assembly Area)
- Corporate Training Facilities
- City Council Chambers
- Higher Education Classrooms
- Sport Venues Luxury Boxes

The quickest lead times in the industry allow us to meet requirements for projects where quick response is a necessity. Complete in-house design, installation and project management services assure a flawless end result in any environment. For more information visit www.sitmatic.com/seating-catalog/fixed-seating

	Series	Function
	Tuxedo	Fixed Seating Architecturally specified auditorium seating from the ground up. Tuxedo was designed with those that design in mind. At its heart, Tuxedo isn't a chair, it's a seating design platform. More product information at: www.sitmatic.com/seating-catalog/fixed-seating/tuxedo . Call customer service for pricing, design and layout info at (800) 288-1492.
	Easy Beam	Beam Mounted Seating Crisp, clean lines, with perforated design details on the back, compliemnt current architectural trends across a broad range of applications. More product information at: http://sitmatic.com/seating-catalog/multipurpose/easy/ . Call customer service for design and layout info at (800) 288-1492.
	Posh Beam	Beam Mounted Seating Exquisite details abound in Posh seating: traditional French stitching on all seams, optional polished aluminum arms and base and sophisticated chair controls. The result is seating with elegance and beauty that will never go out of style. More product information at: www.sitmatic.com/seating-catalog/executive-seating/posh . Call customer service for pricing, design and layout info at (800)288-1492.
	BigBoss Jury	Pedestal Mounted Seating The Boss combines exceptional comfort and unsurpassed durability in a complete family of management seating. Full scale, heavy-duty jury seating. More product information at: www.sitmatic.com/seating-catalog/executive-seating/boss . Call customer service for pricing, design and layout info at (800)288-1492.
	Posh Jury	Pedestal Mounted Seating Exquisite details abound in Posh seating: traditional French stitching on all seams, optional polished aluminum arms and base and sophisticated chair controls. The result is seating with elegance and beauty that will never go out of style. More product information at: www.sitmatic.com/seating-catalog/executive-seating/posh . Call customer service for pricing, design and layout info at (800)288-1492.



The Ray Charles Performing Arts Theater at Morehouse College, Atlanta, GA *Tuxedo*



University Arena "The Pit" at The University of New Mexico, Albuquerque, NM *Tuxedo*



Campbell University, Buies Creek, NC *Tuxedo*



Beale Air Force Base, Beale AFB, CA *Posh Jury / Tuxedo*



Los Angeles Superior Court – Jury Assembly, Los Angeles, CA *Posh Beam*



BMCC / Tribeca Performing Arts Center, New York, NY *Tuxedo*



Warranty

Sitmatic product is covered by a comprehensive lifetime structural warranty with a ten (10) year warranty on wear components and five (5) years on electrical components. There are no weight restrictions and 24-hour usage is covered. For complete details, please contact your Sitmatic representative.

Freight Included

Freight is prepaid and allowed for orders over \$250 net, meaning this pricer includes shipping charges from the factory to a commercial dock. The product is cartoned and a few models are partially unassembled. This pricer does not include guaranteed delivery times, residential delivery, delivery to a building without a dock, inside delivery, blanket-wrap shipments, storage, prior notification, expedited shipping, or destinations outside the continental United States. For any of these services, please contact Customer Service for the costs. Freight claims, unfortunately, must be the responsibility of the recipients, although Sitmatic will assist in any way possible.

COM

Customer's Own Material

Yardage listed in this price list is based on a worst case scenario: non-railroaded fabrics and small quantities of chairs. If your fabric can be railroaded or you are ordering a large quantity, please contact Customer Service for actual yardage requirements, which may be less than the published amount. We will always make our best effort to pattern match at seams, but pattern matching results are not guaranteed. Generally, commercial quality fabrics require no prior approval. We recommend latex-backed fabrics of man-made fibers, 9 oz. per running yard or better. If the fabric you choose to send us is not of this quality, please discuss the fabric and its use with Customer Service before sending us the fabric.

Return Policy

Because Sitmatic's product is custom manufactured to meet exact customer requirements, we ask that you take care in specifying. In the

event that you need to return chairs, normally up to 75% is charged if ordered in error by the customer. If in Sitmatic's judgement, the product is in new condition and readily resalable, the restocking fee may be waived or reduced. Contact Customer Service for specific item information. Some products particularly custom engineered items that are individual specific, cannot be returned.

Cancellation Charge

No cancellation charges will be assessed if the customer cancels prior to production. Commencement of production constitutes Sitmatic's procurement of order specific components or actual construction or the seating, whichever is earlier. Usually, but not necessarily, this is one week before shipment. After production begins, actual and reasonable costs will be charged. All cancellation charges will be billed within six months after notification of cancellation.



Public Area Seating

Information regarding this product is covered in the comprehensive specification manual entitled "Fixed Seating & Tables: Pricing & Specification Guide." Contact Customer Service for your copy.

Legal Notices

Sitmatic® and Aria® are registered trademarks of Sitmatic. Possession of this price list does not constitute an offer to sell. Ownership of the product changes to consignee FOB our Fullerton, California factory. Pricing & Specification subject to change without notice.

Fabric			
Yardage of Sitmatic fabric is available at the following list prices:			
Cat 2	\$24.89	M2	\$47.86
Cat 3	\$38.29	M3	\$57.43
Cat 4	\$45.94	M4	\$72.74
Cat 5	\$89.97	M5	\$88.06
Cat 6	\$132.08	M6	\$99.54
Cat 8	\$70.83	M7	\$114.86
M1	\$38.29	M8	\$162.71

Sitmatic

1800 Raymer Avenue
Fullerton, California 92833
Tel. 800.288.1492
714.888.2500
Fax 714.888.2505
Email Info@Sitmatic.com
Website www.sitmatic.com