



SITMATIC®

FORMA™



THE PINNACLE IN ERGONOMIC SEATING.

Studied ergonomic design conforms and relieves the lumbar, thoracic, and cervical spine.

FORMA FEATURES

Absolute Relief

Studied placement of support ridges provide complete relief of the lumbar, thoracic, and the cervical spine.

Intuitive Lumbar Support

Finger tip lever locks where you put it. No other chair adjusts 6".

The Perfect Height

Seat heights for any size individual. Five different seat ranges, between 15" and 34", ensure a perfect fit for everyone at every workstation.

Piriform Shape

Forma's unique shape provides scapular relief by allowing the elbows to sit slightly behind the shoulder blades allow for a more relaxing posture.

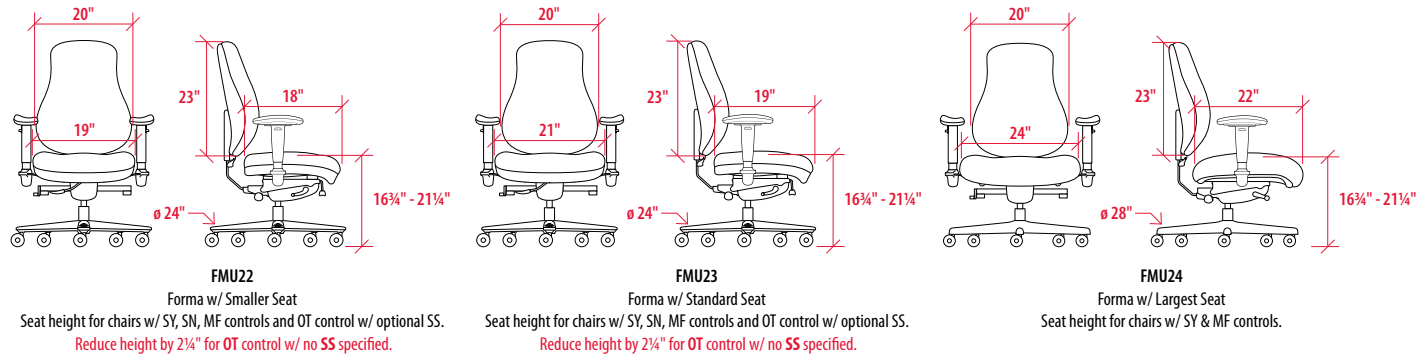
Elevated Posture

Multi-layered back foam is topped with a plush layer of memory foam, allowing your body to be held in a natural and well supported posture.

Better Mobility

Oversized, 60 mm casters roll easily through plush carpet. Riveted for life-long durability. The aluminum base is cast as a single piece with no welds to break. A convenient foot perch is built-in to each base prong.

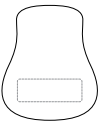
OVERALL DIMENSIONS



FORMA CUSTOM FIT OPTIONS

For more information about custom fit options, please contact customer service at (800) 288-1492.

BACKREST ADD-ONS



AL
Inflatable Air Lumbar



TH
Inflatable Thoracic Bolster

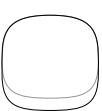
SEAT ADD-ONS



VS
Memory Foam Seat
1" memory foam seat topper.

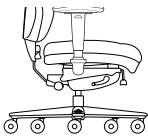


TS
Tailbone Seat Cut-Out
Coccyx relief; includes (VS) option.

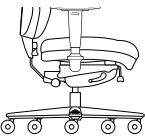


LS
Longer Seat
2" deeper than standard.

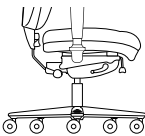
SEAT HEIGHT OPTIONS



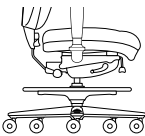
NC
Nano Seat Height
15 1/4" - 18"
-2 1/4" for OT mechanism, no SS.



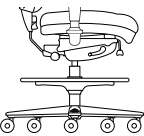
STANDARD
Standard Height
16 3/4" - 21 1/4"
-2 1/4" for OT mechanism, no SS.



XC
Extended Seat Height
19 1/2" - 26 1/4"
-2 1/4" for OT mechanism, no SS.



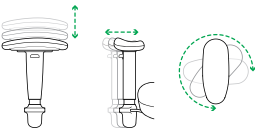
MK
Medium Stool Kit w/ Footring
22 1/4" - 30"
-2 1/4" for OT mechanism, no SS.



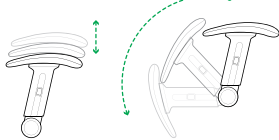
TK
Tall Stool Kit w/ Footring
24 3/4" - 35"
-2 1/4" for OT mechanism, no SS.

ARMREST OPTIONS

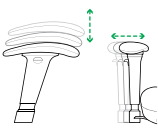
If armrests are desired, choose an armrest, then choose an arm cap (Example: 1M).



1-
Height, Width & Angle Adjustable Arms
Shown w/ (A) Contoured Urethane Caps Standard
Specify 1N to disable arm rotation.



6-
Height Adjustable, Fold-Away Arms
Shown w/ (K) Kidney-Shaped Urethane Caps Standard
No width adjustment.



7-
Height & Width Adjustable, Forward Slanting Arms
Shown w/ (K) Kidney-Shaped Urethane Caps Standard

ARM CAP OPTIONS

If armrests are desired, choose an armrest, then choose an arm cap (Example: 1M).



A
Contoured Urethane Caps
Standard on 1A & 1N arms.



K
Kidney-Shaped Urethane Caps
Standard on 7K and 6K arms.



M
Memory Foam Caps
Extra Wide, Tapered
Not compatible w/ fold-away arms.



L
Lockable, Urethane Caps
Width, Angle & Depth Adjustable



SITMATIC®

Exceptional Range of Seating Solutions



Management, Executive and Conference Seating



Highly Ergonomic Seating



Occasional and Stacking Chairs



Auditorium and Public Area Seating

For further information on our comprehensive range of seating please visit our website or call our toll free number. Specifications are subject to change without notice.

Sitmatic

1800 Raymer Avenue
Fullerton, California 92833

Tel: 800.288.1492

714.888.2500

Fax: 714.888.2505

E-Mail: Info@Sitmatic.com

Website: www.sitmatic.com



Sitmatic seating is covered by our comprehensive lifetime structural warranty. Specifications are subject to change without notice.



Sitmatic seating has passed the stringent testing procedures established by; ANSI/ BIFMA and CAL 117.



Sitmatic literature is printed on certified recycled paper and paper from well-managed forests and controlled sources.



**Green
Check
Certified**

Our products are certified compliant for LEED-CI indoor environmental air quality. Choosing Sitmatic chairs for your work place contributes to a cleaner, safer, more sustainable environment.